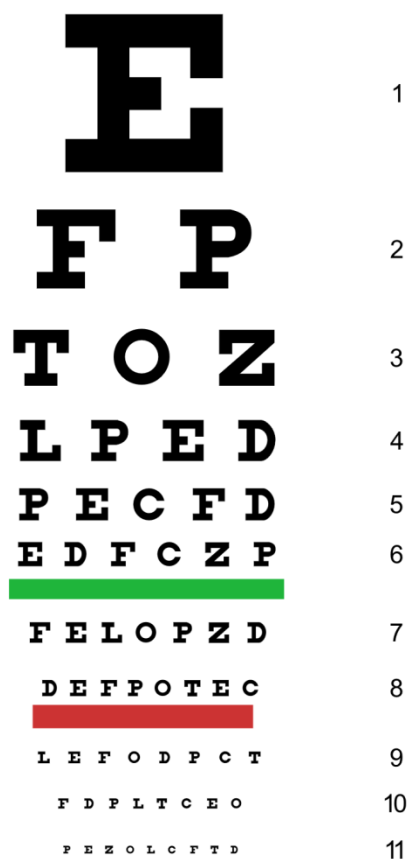






The Snellen eyechart was invented by a Dutch ophthalmologist, Herman Snellen;
http://en.wikipedia.org/wiki/Hermann_Snellen Antique original and modern charts;





AFTER SWELLEN & TEST TYPES
BASED ON VISUAL ANGLE OF ONE MINUTE
1000 ft. or 30 m.

E

1000 ft. or 30 m.

C B

1000 ft. or 30 m.

D L N

1000 ft. or 30 m.

P T E R

1000 ft. or 30 m.

F Z B D E

1000 ft. or 30 m.

O F L C T G

1000 ft. or 30 m.

A P E O R F D Z

1000 ft. or 30 m.

N P R T V Z B D F H K O

1000 ft. or 30 m.

V Z Y A C E G L N P R T

1000 ft. or 30 m.

E

1

F P

2

T O Z

3

L P E D

4

P E C F D

5

E D F C Z P

6



F E L O P Z D

7

D E F P O T E C

8



L E F O D P C T

9

F D P L T C E O

10

P E Z O L C F T D

11

E

M E

E W M

E W E E

E M E E W

E W E M W E



W M E M E W M

M E E E W M E



E M E W M E E M

M E E E W E W E

E M E M E W M W E

200 1.00 E M E W 1

200 1.00 W M E W E 2

200 1.00 M W E M E E 3

200 1.00 E W E W E M W 4

200 1.00 E M W E M E M E 5

200 1.00 W W M E W E W E 6

200 1.00 E E E W E W E M W W 7

200 1.00 W E W M E W E E E 8

200 1.00 E E E W E W E E E W 9

200 1.00 E E E E E E E E E E 10

